




DEBRIS

SIZE IT UP
 Casualty initial reports, assessment, evaluation and information.
 What do I have

ORDERED	EXECUTED	STR Debris	
		Reported = (Size It Up) <i>Report Casualty Steps</i>	
		1. Report Debris.	
		2. Rapid response on scene.	
		3. Establish communications, take initial actions and report.	
		4. Location within the space (chit).	
		5. Space name, number and space access if accessible.	
		6. Type of debris (lockers, desks, cables, equipment, beams, metal plate, corpses).	
		7. Determine additional hazards (fumes, smoke, HAZMAT).	
		8. Determine personnel casualties and evacuate the area.	
		9. Report and size up casualty area.	
		10. Move to <i>Engage Casualty Phase</i> .	



CASUALTY CHECK-LIST

FIGHT IT
 Casualty engagement
 What am I doing to make progress

ORDERED	EXECUTED	STR Debris		
		Engaged = (Fight It) <i>Engage Casualty Steps</i>		
		1. Engage Debris.		
		2. Determine attack method.		
		3. Determine type of equipment (hand tools, PHARS, PECU, PEARS).		
		4. Team brief of assessment, tactic, access method, route, PPE, risk; establish and check communications.		
		5. Equipment selected, laid out and checked; relief's standing by.		
		6. Team execution, communication check and debris removal.		
		7. Evaluate attack method, continue or adjust, assess risk.		
		8. Rotate in relief's as required.		
		9. Report when attack method takes effect (damage is stabilized) and re-evaluate situation.		
		10. Move to <i>No Casualty Phase</i> .		

D-111306

MONITOR IT
 The fight is complete,
 No further spread, Clean it up

ORDERED	EXECUTED	STR Debris		
		No = (Monitor It) <i>No Casualty Steps</i>		
		1. No Debris (contained, removed, or isolated).		
		2. Investigate for hidden or secondary damage in electrical and fluid systems, vital equipment, pass through cables and controllers.		
		3. Clear space of hazards.		
		4. Conduct damage assessment, take photos, and report.		
		5. Debrief team.		