



RUPTURE – AFFF

SIZE IT UP
Casualty initial reports, assessment, evaluation and information.
What do I have

ORDERED	EXECUTED	
		Reported = (Size It Up) Report Casualty Steps
		1. Report Rupture.
		2. Rapid response on scene.
		3. Establish communications, take initial actions, isolate if possible, report.
		4. Space name, number and space access, if rupture is accessible.
		5. Location within the space (chit) and system if known.
		6. Size, cause and type of damage (crack, hole, split, broken, break, leak, demolished).
		7. Immediate material resources available (fixed systems, installed drainage, eductors, deck drains, passive ship's features), activate as required.
		8. Immediate personnel resources available (flying squad, repair parties, duty section, off ship services), request as required.
		9. Secure power if required.
		10. Determine additional hazards (flooding, shock, fumes).
		11. Establish casualty boundaries; set the box around casualty.
		12. Determine personnel casualties and evacuate the area.
		13. Report and size up casualty area.
		14. Move to <i>Engage Casualty Phase</i> .


CASUALTY CHECK-LIST

FIGHT IT
Casualty engagement
What am I doing to make progress

ORDERED	EXECUTED	
		Engaged = (Fight It) Engage Casualty Steps
		1. Engage Rupture.
		2. Determine type of repair (isolation, chain wrench, banding, jubilee, EWARP, soft patch, jumper).
		3. Team brief of assessment, tactic, access method, route, PPE, risk; establish and check communications.
		4. Equipment selected, laid out and checked.
		5. Stop further damage, isolate system if possible and protect electrical equipment.
		6. Relief's standing by as required.
		7. Team execution, communication check (Caution: obtain permission prior to discharging contaminated liquids into the sea).
		8. Access space and apply engagement method.
		9. Evaluate engagement method, continue or adjust, assess risk.
		10. Rotate team members as required, monitor for heat stress, hypothermia and exhaustion.
		11. Report when engagement method takes effect, re-evaluate situation and continue to engage rupture as required.
		12. Move to <i>No Casualty Phase</i> .

RAFFF-111306

MONITOR IT
The fight is complete,
No further spread, Clean it up

ORDERED	EXECUTED	
		No = (Monitor It) No Casualty Steps
		1. No Rupture (Leak repaired, isolated or bypassed).
		2. Test effectiveness of repairs.
		3. Conduct de-watering (if required).
		4. Conduct visual of damaged area, hidden and secondary damage.
		5. Clear space of hazards, flammable liquids, toxic liquids.
		6. Conduct damage assessment, photos, report.
		7. Debrief team.