


HEAT TRANSFER

SIZE IT UP


Casualty initial reports, assessment, evaluation and information.
What do I have

ORDERED	EXECUTED	HT	
		Reported = (Size It Up)	
		<i>Report Casualty Steps</i>	
		1. Report Heat Transfer.	
		2. Rapid response on scene.	
		3. Establish communications, take initial actions, report.	
		4. Location within the space (chit).	
		5. Space name, number and space access if accessible.	
		6. Type of indication (black spots, hot to touch, smoke, fire, blistering, bubble, cherry red).	
		7. Determine additional hazards (fumes, smoke, HAZMAT).	
		8. Determine personnel casualties and evacuate the area.	
		9. Report and size up casualty area.	
		10. Move to <i>Engage Casualty Phase</i> .	

CASUALTY CHECK-LIST

FIGHT IT


Casualty engagement
What am I doing to make progress

ORDERED	EXECUTED	HT	
		Engaged = (Fight It)	
		<i>Engage Casualty Steps</i>	
		1. Engage Heat Transfer.	
		2. Determine attack method.	
		3. Determine type of equipment.	
		4. Team brief of assessment, tactic, access method, route, PPE, risk; establish and check communications.	
		5. Equipment selected, laid out and checked; relief's standing by.	
		6. Stop further damage (move flammables, protect electrical equipment).	
		7. Evaluate attack method, continue or adjust, assess risk.	
		8. Rotate in relief's as required.	
		9. Report when attack method takes effect (damage is stabilized) and re-evaluate situation.	
		10. Move to <i>No Casualty Phase</i> .	

HT-111306

MONITOR IT

The fight is complete,
No further spread, Clean it up

ORDERED	EXECUTED	HT	
		No = (Monitor It)	
		<i>No Casualty Steps</i>	
		1. No Heat Transfer.	
		2. Investigate for hidden and secondary damage in electrical and fluid systems, vital equipment, pass through cables and controllers.	
		3. Clear space of hazards.	
		4. Conduct damage assessment, take photos and report.	
		5. Debrief team.	