


CASUALTY POWER LOST

SIZE IT UP


Casualty initial reports, assessment, evaluation and information.
What do I have

ORDERED	EXECUTED	CPL	
		Reported = (Size It Up) <i>Report Casualty Steps</i>	
		1. Report Casualty Power Lost.	
		2. Identify affected equipment (fire pump, weapons, systems).	
		3. Identify cause of casualty power loss if known (fire, flood, unknown damage).	
		4. Space name, number and space access.	
		5. Location within the space (chit).	
		6. Move to <i>Engage Casualty Phase</i> .	

CASUALTY CHECK-LIST

FIGHT IT



Casualty engagement
What am I doing to make progress

ORDERED	EXECUTED	CPL	
		Engaged = (Fight It) <i>Engage Casualty Steps</i>	
		1. De-energize Casualty Power Source.	
		2. Troubleshoot (trace cables, inspect connections and check equipment).	
		3. Re-rig casualty power cables (load to source) as required.	
		4. Test, secure and energize equipment IAW casualty power doctrine.	
		5. De-energize normal and alternate power as required.	
		6. Receive casualty power alternate route information, if applicable.	
		7. Rig casualty power cables (load to source) for alternate route.	
		8. Hang high voltage signs.	
		9. Test, secure and energize equipment IAW casualty power doctrine.	
		10. Move to <i>No Casualty Phase</i> .	

CPL-111306

MONITOR IT

The fight is complete,
No further spread, Clean it up

ORDERED	EXECUTED		
		No = (Monitor It) <i>No Casualty Steps</i>	
		1. No Casualty Power Lost (repaired or re-rigged).	
		2. Report when casualty power is restored or re-rigged.	
		3. Monitor cables and affected equipment.	
		4. Debrief team.	