


## CASUALTY POWER

### SIZE IT UP

Casualty initial reports, assessment, evaluation and information.

What do I have


ORDERED	EXECUTED	CP	 CP
		Reported = (Size It Up) <i>Report Casualty Steps</i>	
		1. Report Casualty Power Required.	
		2. Identify affected equipment (fire pump, weapons, systems).	
		3. Space name, number and space access.	
		4. Location within the space (chit).	
		5. Move to <i>Engage Casualty Phase</i> .	

## CASUALTY CHECK-LIST

### FIGHT IT

Casualty engagement



What am I doing to make progress

ORDERED	EXECUTED	CP	 CP
		Engaged = (Fight It) <i>Engage Casualty Steps</i>	
		1. Engage Casualty Power.	
		2. Receive casualty power route information.	
		3. De-energize normal and alternate power.	
		4. Rig casualty power cables (load to source).	
		5. Hang high voltage signs.	
		6. Test, secure and energize equipment IAW casualty power doctrine.	
		7. Move to <i>No Casualty Phase</i> .	

## CP-111306

### MONITOR IT

The fight is complete,  
No further spread, Clean it up

ORDERED	EXECUTED	 CP	 CP
		No = (Monitor It) <i>No Casualty Steps</i>	
		1. No Casualty Power Required (rigged).	
		2. Report when casualty power is rigged.	
		3. Monitor cables and affected equipment.	
		4. Debrief team.	