




## ELECTRICAL POWER LOST

**SIZE IT UP**  
Casualty initial reports, assessment, evaluation and information.  
What do I have

| ORDERED | EXECUTED | <u>E</u>   |  |
|---------|----------|--|---|
|         |          | <b>Reported = (Size It Up)</b><br><i>Report Casualty Steps</i>                                     |   |
|         |          | 1. Report Electrical Power Lost.   |   |
|         |          | 2. Identify affected equipment (fire pump, weapons, systems ID tag).                               |   |
|         |          | 3. Identify cause of electrical power lost if known (tripped breaker, fuse, fire, flood, unknown). |   |
|         |          | 4. Space name, number and space access.  |   |
|         |          | 5. Location within the space (chit).   |   |
|         |          | 6. Identify vital systems (fire pumps, AFFF stations, weapons, lighting).                          |   |
|         |          | 7. Type of power (110, 220, 440, 4160, 400 hz).  |   |
|         |          | 8. Extent of loss (isolated, space wide, decks).   |   |
|         |          | 9. Move to <i>Engage Casualty Phase</i> .  |   |



## CASUALTY CHECK-LIST

**FIGHT IT**  
Casualty engagement  
What am I doing to make progress

| ORDERED | EXECUTED | E  |  |  |
|---------|----------|--|---|---|
|         |          | <b>Engaged = (Fight It)</b><br><i>Engage Casualty Steps</i>                    |   |   |
|         |          | 1. Engage Electrical Power Lost.   |   |   |
|         |          | 2. Follow cable damage hand over hand for ID.                                  |   |   |
|         |          | 3. Investigate for hidden damage (smells, hot equipment, wiring).              |   |   |
|         |          | 4. Isolate or de-energize as required.   |   |   |
|         |          | 5. Perform deranged equipment checks.  |   |   |
|         |          | 6. Conduct repairs of damaged equipment and report estimated time for repairs. |   |   |
|         |          | 7. Move to <i>No Casualty Phase</i> .  |   |   |

## EPL-111306

**MONITOR IT**  
The fight is complete,  
No further spread, Clean it up

| ORDERED | EXECUTED |  |  |
|---------|----------|---|---|
|         |          | <b>No = (Monitor It)</b><br><i>No Casualty Steps</i>                                |   |
|         |          | 1. No Electrical Power Lost (corrected or isolated).                                |   |
|         |          | 2. No further action required (tagged out or repaired).                             |   |
|         |          | 3. Investigate for further hidden or secondary damage.                              |   |
|         |          | 4. Monitor cables and affected equipment.   |   |
|         |          | 5. Conduct damage assessment, take photos and report.                               |   |
|         |          | 6. Debrief team.  |   |