


ELECTRICAL DAMAGE

SIZE IT UP

Casualty initial reports, assessment, evaluation and information.

What do I have


ORDERED	EXECUTED	<u>ED</u> 
		Reported = (Size It Up) <i>Report Casualty Steps</i>
		1. Report Electrical Damage.
		2. Identify affected equipment (fire pump, weapons, systems ID tag).
		3. Identify cause of electrical damage if known (fire, flood, unknown).
		4. Space name, number and space access.
		5. Location within the space (chit).
		6. Type of damage (burned, melted, severed, cut, arcing, sparking, sounds).
		7. Extent of damage.
		8. Move to <i>Engage Casualty Phase</i> .

CASUALTY CHECK-LIST

FIGHT IT

Casualty engagement


What am I doing to make progress

ORDERED	EXECUTED	(ED) 
		Engaged = (Fight It) <i>Engage Casualty Steps</i>
		1. Engage Electrical Damage.
		2. Contain the spread of electrical damage (arcing, sparks, heat transfer).
		3. Follow cable damage hand over hand for ID.
		4. Keep electrical damage inside the equipment box.
		5. Isolate or de-energize as required.
		6. Investigate for hidden damage, (smells, hot equipment, wiring) and use NFTI to detect heat source.
		7. Perform deranged equipment checks.
		8. Perform repairs of damaged equipment and report estimated time for repairs.
		9. Move to <i>No Casualty Phase</i> .

ED-111306

MONITOR IT

The fight is complete,
No further spread, Clean it up

ORDERED	EXECUTED	(ED) 
		No = (Monitor It) <i>No Casualty Steps</i>
		1. No Electrical Damage (corrected or isolated).
		2. No further action required (tagged out or repaired).
		3. Investigate for further hidden or secondary damage.
		4. Monitor cables and affected equipment.
		5. Conduct damage assessment, take photos and report.
		6. Debrief team.