


HAZMAT / TOXIC SPILL

SIZE IT UP


Casualty initial reports, assessment, evaluation and information.
What do I have

ORDERED	EXECUTED	HAZ	
		Reported = (Size It Up) <i>Report Casualty Steps</i>	
		1.	Report Hazmat Contamination/Spill.
		2.	Rapid response on scene.
		3.	Establish communications, take initial actions and report.
		4.	Space name, number and space access, if accessible.
		5.	Location within space (chit: frame number, deck, overhead, bulkhead).
		6.	Indications (sight, casualties).
		7.	Assistance required (medical, outside).
		8.	Obtain MSD sheet from supply department.
		9.	Report any personnel found in the area.
		10.	Determine personnel casualties and evacuate the area.
		11.	Report and size up casualty area.
		12.	Move to <i>Engage Casualty Phase</i> .

CASUALTY CHECK-LIST

FIGHT IT


Casualty engagement
What am I doing to make progress

ORDERED	EXECUTED	HAZ	
		Engaged = (Fight It) <i>Engage Casualty Steps</i>	
		1.	Engage Hazmat Contamination/Spill.
		2.	Isolate area (ventilation, structural isolation, drainage piping, close hatches and doors).
		3.	Rope off suspected contaminated area; establish primary box.
		4.	Secure access, consider buffer zone and establish secondary box.
		5.	Secure and tag ventilation; investigate for contamination spread outside secondary box.
		6.	Conduct procedures IAW Hazmat bill.
		7.	Track personnel and equipment.
		8.	Establish and maintain CCA/DECON.
		9.	Initiate decontamination procedures.
		10.	Coordinate to exit box.
		11.	Equipment selected, laid out and checked; relief's standing by.
		12.	Stop further contamination and secure equipment as required.
		13.	Move to <i>No Casualty Phase</i> .

HTS-111306

MONITOR IT

The fight is complete,
No further spread, Clean it up

ORDERED	EXECUTED	HAZ	
		No = (Monitor It) <i>No Casualty Steps</i>	
		1.	No Hazmat Contamination (isolated, removed or decontaminated).
		2.	Investigate for hidden and secondary damage in electrical and fluid systems, vital equipment, pass through cables and controllers.
		3.	Maintain the isolation of the contaminated area.
		4.	Monitor.
		5.	Clear space of hazards.
		6.	DECON as required.
		7.	Conduct damage assessment, take photos and report.
		8.	Debrief team.