


UNEXPLODED ORDNANCE

SIZE IT UP


Casualty initial reports, assessment, evaluation and information.
What do I have

ORDERED	EXECUTED	ORD	
		Reported = (Size It Up) <i>Report Casualty Steps</i>	
		1.	Report Unexploded Ordnance.
		2.	Rapid response on scene.
		3.	Establish communications, take initial actions and report.
		4.	Space name, number and space access, if accessible.
		5.	Location within space (chit: frame number, deck, overhead, bulkhead).
		6.	Indications (sight, casualties).
		7.	Assistance required (medical, outside).
		8.	Warning to remain out of unexploded ordnance area (use voice comms only).
		9.	Report any personnel found in the area.
		10.	Determine personnel casualties and evacuate the area.
		11.	Report and size up casualty area.
		12.	Move to <i>Engage Casualty Phase</i> .

CASUALTY CHECK-LIST

FIGHT IT



Casualty engagement
What am I doing to make progress

ORDERED	EXECUTED	ORD	
		Engaged = (Fight It) <i>Engage Casualty Steps</i>	
		1.	Engage Unexploded Ordnance.
		2.	Isolate area (ventilation, structural isolation, drainage piping, close hatches and doors).
		3.	Rope off unexploded ordnance and hang hazard signs; establish primary box.
		4.	Secure access, hang unexploded munitions signs and consider buffer zone; establish secondary box.
		5.	Secure and tag ventilation; investigate for contamination spread outside secondary box.
		6.	Track personnel and equipment.
		7.	Equipment selected, laid out and checked; relief's standing by.
		8.	Secure equipment as required.
		9.	Move to <i>No Casualty Phase</i> .

UO-111306

MONITOR IT

The fight is complete,
No further spread, Clean it up

ORDERED	EXECUTED		
		No = (Monitor It) <i>No Casualty Steps</i>	
		1.	No Unexploded Ordnance (isolated or removed).
		2.	Investigate for hidden and secondary damage in electrical and fluid systems, vital equipment, pass through cables and controllers.
		3.	Maintain the isolation of the unexploded ordnance.
		4.	Monitor.
		5.	Clear space of hazards.
		6.	Conduct damage assessment, take photos and report.
		8.	Debrief team.