


## CHEMICAL HAZARD

### SIZE IT UP


Casualty initial reports, assessment, evaluation and information.  
What do I have

ORDERED	EXECUTED	CHM	
		Agent, location	
		Reported = (Size It Up)	
		<i>Report Casualty Steps</i>	
		1. Report Chemical Contamination.	
		2. Rapid response on scene.	
		3. Establish communications, take initial actions and report.	
		4. Space name, number and space access, if accessible.	
		5. Location within space (chit: frame number, deck, overhead, bulkhead).	
		6. Indications (sight, casualties).	
		7. Assistance required (medical, outside).	
		8. Warning to remain in contamination control area (use voice comms only).	
		9. Report any personnel found in the area.	
		10. Determine personnel casualties and evacuate the area.	
		11. Report and size up casualty area.	
		12. Move to <i>Engage Casualty Phase</i> .	

## CASUALTY CHECK-LIST

### FIGHT IT


Casualty engagement  
What am I doing to make progress

ORDERED	EXECUTED	CHM	
		Agent, location	
		Engaged = (Fight It)	
		<i>Engage Casualty Steps</i>	
		1. Engage Chemical Contamination.	
		2. Isolate area (ventilation, structural isolation, drainage piping, close hatches and doors).	
		3. Rope off suspected contaminated area and hang CHEM hazard signs; establish primary box.	
		4. Secure access, hang CHEM hazard signs and consider buffer zone; establish secondary box.	
		5. Secure and tag ventilation; investigate for contamination spread outside secondary box.	
		6. Conduct sampling IAW CBR doctrine.	
		7. Track personnel and equipment.	
		8. Establish and maintain CCA/DECON.	
		9. Initiate decontamination procedures.	
		10. Coordinate to exit box.	
		11. Equipment selected, laid out and checked; relief's standing by.	
		12. Stop further contamination and secure equipment as required.	
		13. Move to <i>No Casualty Phase</i> .	

## CHM-111306

### MONITOR IT

The fight is complete,  
No further spread, Clean it up

ORDERED	EXECUTED	<del>CHM</del>	
		Agent, location	
		No = (Monitor It)	
		<i>No Casualty Steps</i>	
		1. No Chemical Contamination (isolated, removed or decontaminated).	
		2. Investigate for hidden and secondary damage in electrical and fluid systems, vital equipment, pass through cables and controllers.	
		3. Maintain the isolation of the contaminated area.	
		4. Monitor.	
		5. Clear space of hazards.	
		6. DECON as required.	
		7. Conduct damage assessment, take photos and report.	
		8. Debrief team.	