




SECONDARY SMOKE BOUNDARY

ORDERED

ORDERED	EXECUTED	$\frac{SB}{SPPS}$ 
		<p style="background-color: red; color: white; padding: 2px;">Ordered</p> <i>Ordered Steps</i>
		1. Report Secondary Smoke Boundary.
		2. Space name(s), number(s) and frame number(s).
		3. Location within space (deck, bulkhead, overhead, port, stbd, forward, aft).
		4. Ventilation closures.
		5. Hazards (flammables, smoke, heat, fumes).
		6. Risk (vertical, adjacent, below).
		7. Move to <i>Set Phase</i> .

CASUALTY CHECK-LIST

SET

ORDERED	EXECUTED	 SPPS 
		<p style="background-color: #90EE90; padding: 2px;">Set</p> <i>Set Steps</i>
		1. Set Secondary Smoke Boundary.
		2. Secondary boundary - where you are going to retreat and make your stand at the next watertight subdivision. (Use the ship to assist in rebuilding the box).
		3. Protective equipment (battle dress, SCBA, OBA, EEBD, fire boots) as required.
		4. Equipment (smoke blankets, smoke curtains).
		5. Communications with command and control (any means available: J-dial, sound powered phone, radios).
		6. Preparation: put up curtains and blankets; shut doors and hatches.
		7. Indications of smoke (heat, smell, hot spots).
		8. Report when boundary set.
		9. Monitor boundary.
		10. Report for debrief when relieved or secured.

SSB-111306